

Bring your data to life with Solver and Power BI

July 2020

Presenter:

Mary Miller-Friedman

Director, Business Intelligence Practice, NexTec Group

The logo for solver, consisting of a stylized triangle with a blue left half and a green right half, pointing upwards.

solver
Agenda

1 What is Solver



2 Overview Demo of Solver Cloud

3 Demo of Solver Power BI Dashboards

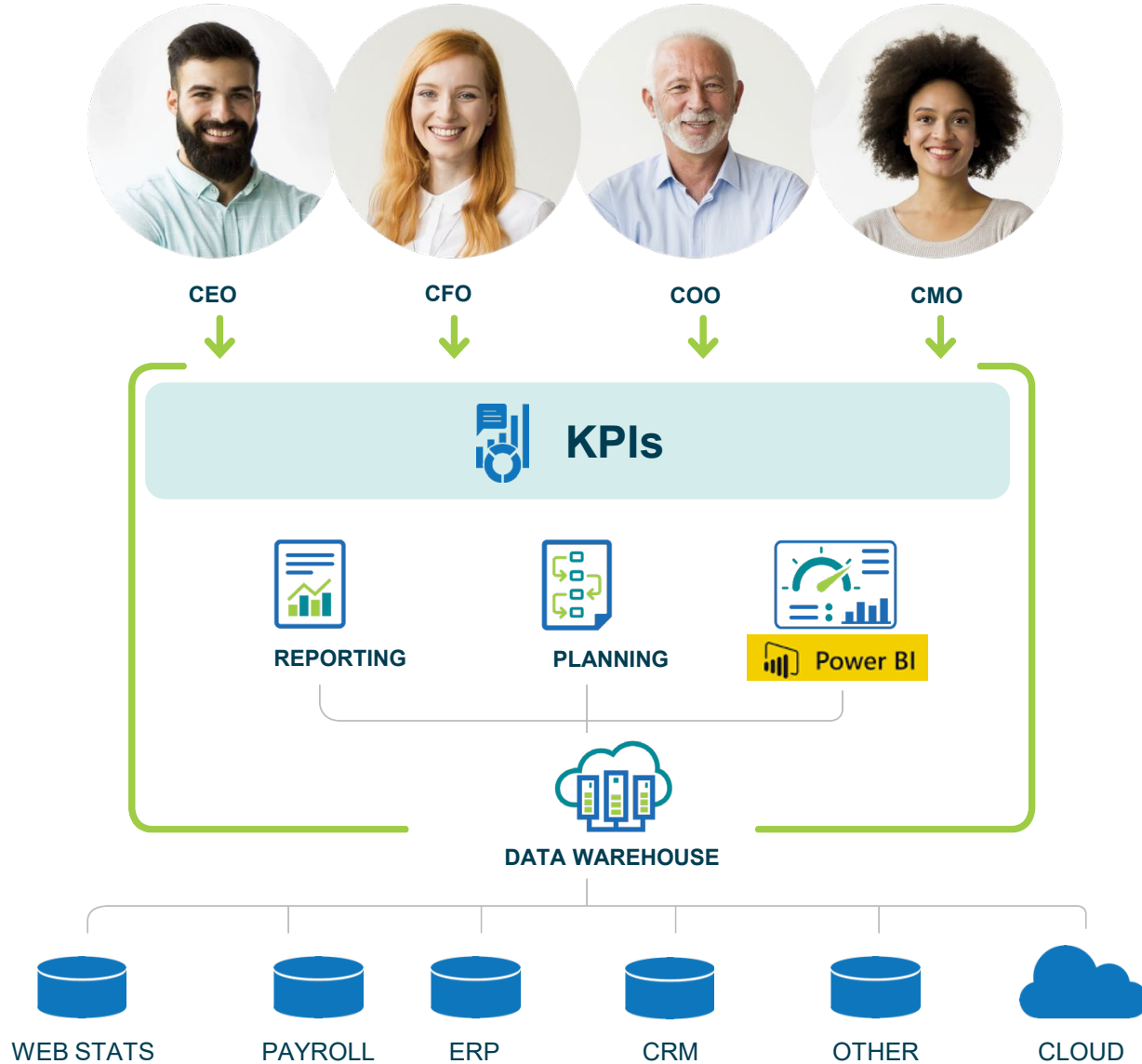
Enabling faster and better decisions

The best of BI and CPM

Features and Functionality

		
Software category: business intelligence (BI) solution	✓	
Software category: corporate performance management (CPM) solution		✓
Input forms for budgeting and forecasting (Excel add-in to web forms)		✓
Workflow for budgeting process		✓
Business data warehouse (SQL Azure) combines financial and operational data		✓
Financial report writer for P&L, balance sheet, cash flow		✓
Built-in financial rules for currency conversion and eliminations		✓
Tree builder for financial consolidations		✓
Dashboard designer	✓	
Rich, interactive graphical visualizations	✓	
Cloud dashboard portal	✓	
Natural language queries for easy and quick answers	✓	
Ad-hoc reporting	✓	

Solver provides key insights across the organization



Complete Insight...

Faster, Better Decisions

Key Benefits

- Single Cloud Portal and Database
- Rapid Configuration with Templates
- Quick time-to-value
- Combines the best of CPM and BI

Solver Apps

- Process Automation
- KPIs and Alerts
- Dashboards
- Reporting & Consolidation
- Budgeting & Forecasting
- Intelligent Data Warehouse
- Marketplace with Templates
- Data source connectors
- Multi-tenant Azure-based Architecture
- Azure Active Directory & MFA (Multi-Factor Authentication)



nextec

Let's Demo!

What customers say

Two Leaders: The Best of CPM with the Best of BI



Best Corporate Performance Management (CPM) Software

Corporate Performance Management (CPM) Software Grid® Overview

The best Corporate Performance Management (CPM) Software products are determined by customer satisfaction (based on user reviews) and market presence (based on products' scale, focus, and influence) and placed into four categories on the Grid®:

- Products in the Leader quadrant are rated highly by G2 Crowd users and have substantial Market Presence scores. Leaders include: [Adaptive Insights](#), [BOARD](#), [Host Analytics](#), [Hubble](#), [Solver BI360](#), [Vena](#), and [Prophix Software](#)
- High Performers are highly rated by their users, but have not yet achieved the Market Presence of the Leaders. High Performers include: [Spreadsheet Server](#) and [CALUMO](#)
- Contenders have significant Market Presence and resources, but have received below average user Satisfaction ratings or have not yet received a sufficient number of reviews to validate the solution. Contenders include: [Oracle Hyperion Planning](#), [Centage Budget Maestro](#), [SAP Business Planning and Consolidation \(BPC\)](#), [Oracle EPM Cloud](#), and [IBM Planning Analytics, powered by IBM TM1](#)
- Niche solutions do not have the Market Presence of the Leaders. They may have been rated positively on customer Satisfaction, but have not yet received enough reviews to validate them.



Best Business Intelligence Platforms Software

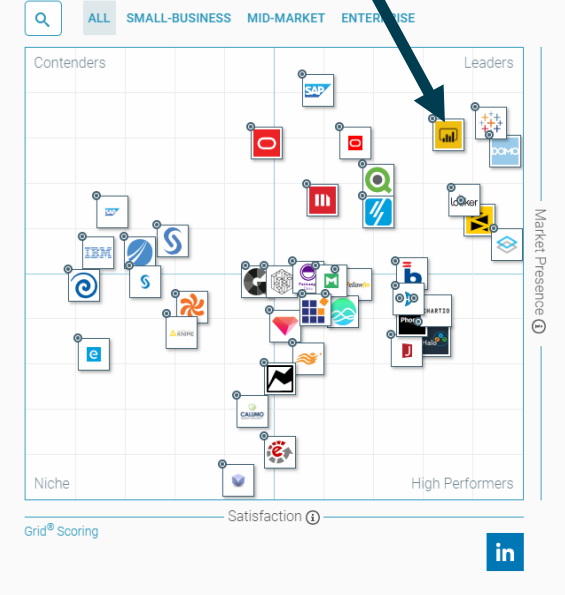
Business intelligence platforms provide an architecture for businesses to analyze company data and reveal patterns and insights. BI platforms are used by IT and data professionals to model and transform enterprise data and to deploy internal analytics applications to business users. Businesses require intelligence throughout their company structure to determine the health of metrics and how different metrics and data points are related. This analysis can locate opportunities and areas of improvement and is necessary to continue adapting and refining business strategies. BI platforms consume data in its many forms, through file uploads and direct connectors to databases and business applications.

To qualify as a BI platform, a product must:

- Consume data from any source through file uploads, database querying, and application connectors
- Provide an architecture to transform data into a useful and reliable model
- Support data modeling, blending, and discovery processes
- Create reports and visualizations with business utility
- Create and deploy internal analytics applications

Products in our BI Platforms category are more customizable and comprehensive platforms than our other BI categories that require more IT involvement to set up and deploy. For products designed to be primarily configured and used by average business users like managers and analysts, look at our Self-Service BI category. Our Data Visualization category houses products primarily designed to create charts, graphs, and benchmark visualizations.

G2 Crowd Grid® for Business Intelligence Platforms



Business Intelligence Platforms Software Grid® Overview

Reference: www.g2crowd.com

Thank you.

Mary Miller-Friedman

marym@nextecgroup.com